



# ALUMINUM WINDOWS AND SLIDING SYSTEMS



# AWILUX POLSKA

## – WE WORK WITH PASSION

**AWILUX Polska is a company offering modern window and door systems for houses, multi-family and public buildings. It has been operating on the market since 2006.**

The company's products are proven and technically refined constructions, with a rich design and wide range of applications - for customers' safety, well-being and living in harmony with nature. In its solutions, AWILUX takes also into account the needs of the elderly, the disabled and children.

Products of AWILUX are characterized by excellent thermal insulation parameters, high quality, soundproof and resistance to burglary.

AWILUX is an international company that located its production in Poland. The roots reach back to Germany and draw on many years of tradition and experience of their founders. AWILUX's committed and open team is a unique competitive advantage on the window industry market.

In work, AWILUX applies a stable business model based on partnership relations, in which the mutual respect and treating business partners as a part of the company, are important element.

The AWILUX company always puts safety and proper functioning of offered products first.

We will meet even the most complex projects.





# THE LUXURY OF MODERN ARCHITECTURE



Timeless elegance is a combination of modernity with design and innovation. Aluminum windows and sliding systems have become a permanent feature of architectural trends. They are eagerly chosen by people who value modern style and open space.

More and more advanced production technologies and high-quality components allow us to meet the highest expectations regarding energy efficiency or passivity of the building. We want the house to harmonize with our personality, to match our lifestyle, to be simply comfortable.

Investors were afraid for a long time that large windows would cause serious heat losses. Today windows manufacturers give a clear answer: Absolutely not!

Sunlight is an invaluable source of energy and well-being. Aluminum sliding doors are the ideal solution for getting light into your interior. The exceptional stability of aluminum makes it possible to create constructions with narrow profiles and extremely large glazing for a perfect view and maximum light. The impressive, large-scale glazing gives the interiors and the building façade a timeless elegance.



# WINDOWS

## ALUMINIUM



# SCHÜCO AWS 90.SI+

Schüco AWS 90. SI+ aluminum windows offer excellent thermal insulation. They meet all architectural requirements in terms of design and possibilities of shaping the appearance of the building.

The installation depth is only 90 mm. This is an excellent choice for those who appreciate the use of additional energy potential in the home thanks to the modern fitting system. Thoughtful design with thermal foam dividers improves the thermal parameters of the window. The AWS 90. SI+ window system is fully compatible with external roller blinds and mosquito nets offered by us.

- Maximum thermal protection with profile installation depth of 90 mm:  $U_f$  value =  $1.0 \text{ W/m}^2\text{K}$  (width of visible profiles is 117 mm),
- Specialized seal,
- Optimized insulation zone with foam thermal break,
- Wide range of profiles for different solutions, passive building level: new standard for thermal insulation of aluminum windows,
- High quality fittings guarantee comfort and safety for years.



Installation depth 90 mm



Glazing package  $U_g=0.5$



Permeation coefficient  
 $U_w=0.77^*$   
 $U_S=0.136^{**}$



Hidden fittings Schüco

\*Parameter calculated for reference window 1230 mm x 1480 mm with glazing package  $U_g = 0.5$ .  $\Psi$  (psi) =  $0.056 \text{ W/m}^2\text{K}$   
\*\* $U_w$ -Value is based on the ISO/Passive House thermal performance rating program.  $\text{BTU/hr}\cdot\text{ft}^2\cdot^\circ\text{F}$



# SCHÜCO AWS 75.SI+

**SCHÜCO**  
Premium Partner

The Schüco AWS 75.SI+ window system with an installation depth of 75 mm combines good thermal insulation with the unique advantages of aluminum: durability, strength, narrow visible profile width and rich design.

The broad range of products enables outward opening windows, balcony doors with low threshold and many other design requirements to be realized. Construction possibilities allow to create a very large tilt and turn window. In all cases we have the possibility to fit external roller blinds and mosquito nets offered by AWIUX.



- Improved thermal insulation, 75 mm depth:  $U_f$  value from  $1.6 \text{ W/m}^2$  (visible profile width 117 mm)
- Available with outward opening sash or as a tilt and turn window.
- Window system perfectly suited for both new buildings and those undergoing renovation.
- Compatible with Schüco door range.
- The system is available in a wide range of RAL colors.



Installation depth 75 mm



Glazing package  $U_g=0.5$



Permeation coefficient  
 $U_w=0.88^*$   
 $U_S=0.15^{**}$



Hidden fittings Schüco

\*Parameter calculated for reference window 1230 mm x 1480 mm with glazing package  $U_g = 0.5$ .  $\Psi$  (psi) =  $0.056 \text{ W/m}^2\text{K}$   
\*\* $U_w$ -Value is based on the ISO/Passive House thermal performance rating program.  $\text{BTU/hr}\cdot\text{ft}^2\cdot^\circ\text{F}$

# ALUMINUM SLIDING SYSTEMS



Modern homes integrate indoor and outdoor spaces. Architects design rooms that are open and combine many functions. At the design stage, we make sure that our house blends in with the surrounding landscape. This is important for people who want to be closer to what is visible outside the window. The lack of rigid divisions of space gives us the feeling that we are part of the world around us.

Aluminum sliding systems fill the interior of the house with light, giving the architecture of the building an individual character. They enable the best use of the available functional space. They create a spacious interior of the highest standard. Despite the large dimensions, the opening is exceptionally simple and convenient.



# SCHÜCO ASS 77 PD

**SCHÜCO**  
Premium Partner

architecture saturated with light

The ASS 77 PD (Panorama Design) sliding system can be used for large-scale with maximum transparency. The design is characterized by minimal profile face widths and an outer frame which is concealed in the attachment to the building structure. Apart from the design, the aluminum sliding door appeals with its excellent thermal insulation to passive house standard. Automatic drive and lock technology integrated in the profile maximizes user comfort.

The Schüco ASS 77 PD system allows you to design impressive glazed patio doors constructions with maximum translucency that can be moved at the touch of a button on e.g. smartphone or internal control panel. The two- or three-track guide allows you to create various types of openings, depending on the layout of the room and individual habits.

What needs to be emphasized, the width of the middle post may be only 37 mm! It provides additional possibilities of shaping the open space, with innovative 90° corner, implemented without the use of a post! Threshold equalized with the floor eliminates obstacles when crossing and at the same time creates a flat platform between the inside of the house and the terrace.

Panoramic sliding door Schüco ASS 77 PD gives space a new dimension. The special design makes that borders between the inside and the outside world disappear, and light becomes an element of architecture. Award-winning design combined with excellent thermal insulation and intelligent technology guarantees the highest comfort and safety of use.



Schüco ASS 77 PD sliding system has won many design awards, such as: "iF Design Award 2018" and "Red Dot Award 2018" for Seamless Combination, the perfect combination of sliding and façade system with panoramic design and the "iF Product Design Award 2012" or, for example, the "Red Dot Design Award best of the best"





- Maximum transparency and greatest possible light penetration thanks to minimum profile widths from 30 mm in the middle section,
- The possibility of using different glazing even up to 60 mm thick,
- The completely flat frame with concealed integrated door profile gives the system an extraordinary connection to the floor and no threshold
- The automatic drive and locking system allows you to enjoy operating convenience,
- Fast, quiet and convenient opening and closing with a push button via an external control panel,
- Ideal system for large glazing - innovative solution of running rails with load bearing capacity up to 500 kg,
- Security enhancing solution - burglary protection



Installation depth 60 mm



Glazing package  $U_g=0,5$



Permeation coefficient  
 $U_w=1,1^*$   
 $U_S=0,19^{**}$



Hidden fittings  
 Schüco

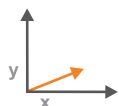
\*Parameter calculated for reference window 3500 mm x 2300 mm with glazing package  $U_g = 0,5$ .  $\Psi$  (psi) = 0,056 W/m<sup>2</sup>K.  
 \*\*U<sub>w</sub>-Value is based on the ISO/Passive House thermal performance rating program. BTU/hr-ft<sup>2</sup>-°F

## Lift&Slide doors

The almost noiseless and easy to operate system provides easy access to balconies, terraces and conservatories. All sliding elements move in parallel. Rooms become more spacious, elegant and functional.

The Schüco ASE 80. HI Lift&Slide system combines the advantages of aluminum with future-proof thermal insulation in the passive house standard to create sustainable architecture. In this generation, increased sash weight and larger formats go hand in hand with design and comfort that are not mutually exclusive.

- Aluminum profiles with high thermal insulation and high stability,
- Maximally narrowed profiles - the central mullion and the sash profile are only 40 mm thick,
- Large-size sashes up to 3.5x3.2 m or 3.2x3.5 m create spacious interiors filled with light, possibility to use anti-burglary hardware,
- Excellent watertightness,
- Ideal soundproofing of rooms.



Installation depth 60 mm



Glazing package  $U_g=0,5$




Permeation coefficient  
 $U_w=0,9^*$   
 $U_S=0,16^{**}$



Hidden fittings Schüco

\*Parameter calculated for reference window 3500 mm x 2300 mm with glazing package  $U_g = 0,5$ .  $\Psi$  (psi) = 0,056 W/m<sup>2</sup>K.  
\*\*U<sub>w</sub>-Value is based on the ISO/Passive House thermal performance rating program



Schüco ASE 80.HI sliding system "Red Dot Award 2018" for Seamless Combination, the perfect combination of sliding and façade system with panoramic design



# SCHÜCO ASS 70 FD

## folding sliding door (accordion)

The warm folding-sliding door allows the glazed partition to be opened almost completely. The individual door elements fold up like an accordion quickly and compactly into narrow packages, taking up little space.

The door sashes can be simply and easily opened inwards or outwards and can be slid to the right and/or left. Schüco aluminum folding-sliding doors are the perfect way to enlarge your interior and connect it with its surroundings.

- Sturdy, thermally insulated aluminum profiles,
- Opportunity for additional noise protection enhancement,
- Low threshold option,
- Possibility to use different colors of profiles on the inside and outside,
- Use in residential and public buildings.



Installation  
depth 60 mm



Glazing  
package  $U_g=0.5$



Permeation coefficient  
 $U_w=1.3^*$   
 $U_S=0.23^{**}$



Hidden fittings  
Schüco

\*Parameter calculated for reference window 3500 mm x 2300 mm with glazing package  $U_g = 0.5$ ,  $\Psi$  (psi) = 0.062 W/m<sup>2</sup>K.  
\*\*U<sub>w</sub>-Value is based on the ISO/Passive House thermal performance rating program. BTU/hr-ft<sup>2</sup>-°F





Reynaers  
Aluminium

# WINDOWS

## ALUMINIUM



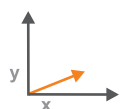


# MASTERWIN

MasterWin aluminum windows mean optimal functionality, perfect construction, safety and energy efficiency. Their design offers countless possibilities. Following the latest trends in architecture, the system allows the maximum use of daylight.

Thanks to three levels of insulation, the MasterWin system can be used in energy-efficient and even passive (HI+) buildings.

- wide application possibilities,
- installation depth 77 mm,
- glazing - frame up to 62 mm, sash up to 72 mm,
- maximum sash dimensions - width: 1700 mm or height: 2800 mm,
- the possibility of using anti-burglary solutions up to the RC2 class;
- Sobinco multi-point locking fittings in black as standard,
- the possibility of using an integrated safety barrier,
- a wide range of system aluminum window sills,
- excellent parameters of thermal insulation,
- a wide range of available colors from the RAL palette, structural and wood-like varnishes, anodized. It is also possible to order two-color windows (bicolor),
- competitive price-quality ratio.



Installation  
depth 77 mm



Glazing  
package  $U_g=0.5$



Permeation coefficient  
 $U_w=0.92^*$   
 $U_S=0.16^{**}$



Hidden fittings  
Sobinco

\*Parameter calculated for reference window 1230 mm x 1480 mm with glazing package  $U_g = 0.5$ ,  $\Psi$  (psi) = 0.056 W/m<sup>2</sup>K.  
\*\*Uw-Value is based on the ISO/Passive House thermal performance rating program. BTU/hr-ft<sup>2</sup>-°F



# MASTERWIN PLUS

It is a window system intended for low-energy buildings. It was designed in accordance with the applicable regulations trends in energy efficiency, maximum access of natural light, and the highest safety parameters.

The system is passive house certified. When you choose MasterWin Plus, you choose a pioneering window system that meets current and future standards.

- wide application possibilities (available variants: Functional, Renaissance, Deco, Hidden Vent),
- installation depth 97 mm,
- glazing - frame up to 78 mm, sash up to 88 mm,
- maximum sash dimensions - width: 1700 mm or height: 2800 mm,
- possibility of using anti-burglary solutions up to the RC2 class,
- black Sobinco multi-point locking as standard,
- possibility of using an integrated railing,
- a wide range of aluminum system window sills,
- excellent parameters of thermal insulation,
- high stability even in extreme weather conditions,
- innovative concept with excellent thermal insulation at the passive house level,
- a wide range of available colors from the RAL palette, structural and wood-like varnishes, anodized. It is also possible to order two-color windows (bicolor).



Installation  
depth 97 mm



Glazing  
package  $U_g=0,5$



Permeation coefficient  
 $U_w=0,75^*$   
 $U_S=0,13^{**}$



Hidden fittings  
Sobinco

\*Parameter calculated for reference window 1230 mm x 1480 mm with glazing package  $U_g = 0,5$ .  $\Psi$  (psi) = 0,056 W/m<sup>2</sup>K.  
\*\* $U_w$ -Value is based on the ISO/Passive House thermal performance rating program. BTU/hr-ft<sup>2</sup>-°F




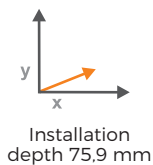


# MASTERSLIM

MasterSlim is distinguished by a minimalist design and very narrow profiles, while maintaining good thermal insulation parameters. Its appearance resembles narrow profiles of steel frames.

It is a system perfectly suited for renovation, as it allows to maintain the original appearance of facades, but it will also work well in new construction projects.

- ultralight multi-chamber system,
- construction depth: 75.9 mm
- glazing - frame and sash up to 46 mm,
- maximum leaf dimensions - width: 1700 mm or height: 2800 mm,
- high resistance to weather conditions,
- also available in a high insulation (HI) version for all construction variants,
- the possibility of using anti-burglary solutions up to the RC2 class,
- Black Sobinco multi-point locking as standard.



\*Parameter calculated for reference window 1230 mm x 1480 mm with glazing package  $U_g = 0,5$ ,  $\Psi$  (psi) = 0,056 W/m<sup>2</sup>K.  
\*\*U<sub>w</sub>-Value is based on the ISO/Passive House thermal performance rating program. BTU/hr-ft<sup>2</sup>-°F





Reynaers  
Aluminium

# ALUMINUM SLIDING SYSTEMS





# AWISLIDE

AWISlide has been designed to enjoy a beautiful view and unlimited space, undisturbed by the construction. Glass in the profiles can be up to 90%, while maintaining the appropriate stiffness and resistance of the lift and slide doors.

In the AWISlide system, great emphasis was placed on aesthetics. The visibility of gaskets and plastic elements is limited to minimum, the locks and catches are mostly hidden or installed in the profiles.

- Incredible thermal insulation
- Height up to 3600 mm with structural reinforcements
- Longer warranty - 10 years for profiles
- Stylish, modern, esthetic look
- Reduced amount of visible aluminium profiles
- Maximum light transmittance
- Flush threshold with AWISlide Panoramic solution
- Thin posts 50 mm as a standard
- Possible to match the paint finish with other ALU elements that we offer
- 180 mm deep
- Panoramic solution with outside glazed fixed part



in AWISlide A 180 HI Panoramic insulated

\*Parameter calculated for reference window 4000 x 2450 mm with glazing package  $U_g = 0.5$ .  $\Psi$  (psi) = 0.056 W/m<sup>2</sup>K.  
\*\* $U_w$ -Value is based on the ISO/Passive House thermal performance rating program. BTU/hr-ft<sup>2</sup>-°F  
in AWISlide A 180 HI Panoramic insulated



# WINDOWS

## ALUMINIUM





# ALIPLAST STAR

It is a modern, three-chamber window and door system with very good thermal parameters, realize the requirements of passive construction. The system is a combination of optimal stability, high level of thermal and acoustic isolation, and elegance.

The system is particularly recommended for low-energy buildings and buildings undergoing thermal modernization, increasing thermal comfort also in standard facilities. The applied thermal break, 45 mm deep, made of solid and proven materials, is a reliable thermal barrier.

- Installation depth 90 mm,
- Modern aluminum system for designing windows and doors requiring very good thermal insulation,
- Thermal break with a depth of 45 mm provides a reliable thermal barrier,
- Innovative system of draining water from the structure (no visible elements to cover drainage holes),
- Wide selection of colors according to RAL palette, wood imitation colors, anodized.



Installation  
depth 90 mm



Glazing  
package  $U_g=0,5$



Permeation coefficient  
 $U_w=0,8^*$   
 $US=0,16^{**}$



Hidden fittings  
Winkhaus

\*Parameter calculated for reference window 230 mm x 1480 mm with glazing package  $U_g = 0,5$ ,  $\Psi$  (psi) = 0,045 W/m<sup>2</sup>K.  
\*\*U<sub>w</sub>-Value is based on the ISO/Passive House thermal performance rating program. BTU/hr-ft<sup>2</sup>-°F

# ALIPLAST IMPERIAL

It is a three-chamber system designed for the construction of windows, doors and various types of sites. The 24 mm wide thermal break used in the profiles, made of polyamide enriched with fiberglass, significantly improves the mechanical strength of the outer and inner chambers of the profiles.

The thermal break is additionally equipped with a Coex sealing line, which creates a reliable vapor barrier and perfect sealing during the baking process of the powder-coated profiles.

The system allows to design modern solutions for window structures in many variants.



- Installation depth: 65 mm,
- Imperial system with increased thermal insulation, designed for constructing windows, doors and showcases, special thermal inserts inserted between thermal breaks and around the glass,
- The system is designed for use in residential and public buildings, the system allows modern window construction solutions to be designed in many variants,
- Innovative system of draining water from the construction (no visible elements blocking the drainage holes),
- Wide selection of colors according to RAL palette, wood-like colors, anode.



Installation depth 65 mm



Glazing package  $U_g=0.5$



Permeation coefficient  
 $U_w=1.2^*$   
 $US=0.21^{**}$

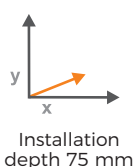


Hidden fittings Winkhaus

\*Parameter calculated for reference window 230 mm x 1480 mm with glazing package  $U_g = 0.5$ ,  $\Psi$  (psi) = 0.045 W/m<sup>2</sup>K.  
\*\*U<sub>w</sub>-Value is based on the ISO/Passive House thermal performance rating program. BTU/hr-ft<sup>2</sup>-°F



- Installation depth 75 mm,
- A three-chamber window system intended for constructing windows with increased thermal insulation properties, both in public utility buildings and in single- and multi-family housing,
- The system uses modern insulation materials, which are currently new on the market. Apart from the classic central window seal, an additional thermal seal has been designed. Thanks to this solution very high window tightness (air infiltration, water tightness) and innovative look and aesthetics have been obtained,
- Genesis 75 window system sets a new standard of windows insulation, while maintaining the highest ergonomics and modern profiles aesthetics,
- Wide selection of colors according to RAL palette, wood-like colors, anode.



\*Parameter calculated for reference window 230 mm x 1480 mm with glazing package  $U_g = 0.5$ ,  $\Psi$  (psi) = 0.045 W/m<sup>2</sup>K.  
\*\*U<sub>w</sub>-Value is based on the ISO/Passive House thermal performance rating program. BTU/hr-ft<sup>2</sup>-°F



# ALUMINUM SLIDING SYSTEMS





# ALIPLAST ULTRAGLIDE

for the terrace, the veranda, the winter garden...

The modern and versatile Ultraglidle system is particularly recommended to investors who value aesthetics and high functionality. The system is very flexible. The possibility of designing large glazing allows for innovative interior lighting, while maintaining stability, lightness and functionality of the structure.

Ultraglidle sliding windows can be constructed with a low threshold, which ensures comfortable use of the structure and an elegant design. Thanks to the technology used, the threshold level is flush with the floor. An interesting solution is also the angular connection (90 degrees), dedicated to large corner glazing. It is ideal for modern apartment buildings or buildings requiring open space. After moving the sash, no vertical mullion is left. You can also use the Monorail solution, in which thanks to a special construction of the hidden frame, the glazing in the fixed element reaches the floor, while increased thermal insulation is maintained.



- Sliding system with increased thermal insulation,
- 3 or 5 sash chambers, frame width: 64 mm, frame depth: 153 mm,
- Sash width: 100 mm, sash depth: 67 mm,
- Possible combinations of two-three and four elements based on two-track system,
- Possible three-track solutions, corner solutions as an option,
- In the version with an insulated threshold and profiles it is possible to obtain a coefficient of  $U_w = 1.0 \text{ W/m}^2\text{K}$ ,
- Ideal solution for large glazing.



Installation depth 75 mm



Glazing package  $U_g = 0.5$



Permeation coefficient  
 $U_w = 1.3^*$   
 $U_S = 0.23^{**}$



Hidden fittings  
Winkhaus

\*Parameter calculated for reference window 230 mm x 1480 mm with glazing package  $U_g = 0.5$ ,  $\Psi$  (psi) = 0.045  $\text{W/m}^2\text{K}$ .  
\*\* $U_w$ -Value is based on the ISO/Passive House thermal performance rating program.  $\text{BTU/hr}\cdot\text{ft}^2\cdot^\circ\text{F}$



*We work with passion!*



[www.awilux.com](http://www.awilux.com)